


30" Components Single Unit Dimensions


H 30 1/2 W 33 1/8 D 19 1/2



KC 9031
Mahogany and mahogany veneer. Three drawers, lock in top drawer only. Standard hardware consists of spun brass knobs on drawer fronts with heavy turned brass ferrules at the base of turned and fluted legs.



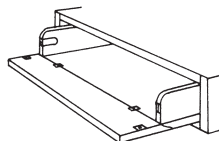
KC 9035
Mahogany and mahogany veneer. Single drawer over two doors. Standard hardware consists of spun brass knobs on drawer fronts with heavy turned brass ferrules at the base of turned and fluted legs.



KC 9032
Mahogany and mahogany veneer. Single locking top drawer. File drawer below set up for Pendaflex system with cylinder lock. Standard hardware consists of spun brass knobs on drawer fronts with heavy turned brass ferrules at the base of turned and fluted legs.



KC 9041
Drawer



KC 9042
Drop front drawer



KC 9043 Keyboard Tray



Standard "A" hardware



Optional "B" hardware



Optional "C" hardware
Round Brass Knobs




30" Components Single Unit Dimensions • H 30 W 31 5/8 D 19 1/2



KC 6230
Two adjustable shelves;
stationary bottom shelf.

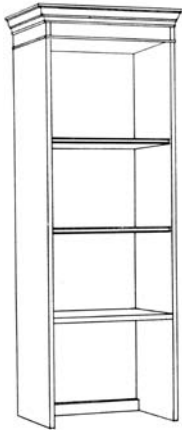


KC 6231
Wood doors, two adjustable
shelves in cupboard.

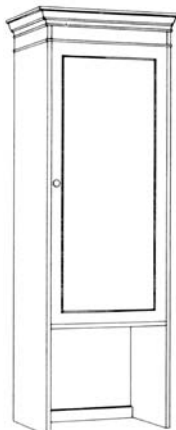


KC 6232
Full length and mullioned
glass doors; stationary center
shelf; two adjustable shelves in
cupboard.

20" Components Single Unit Dimensions • H 59 1/2 W 22 1/2 D 14 3/4

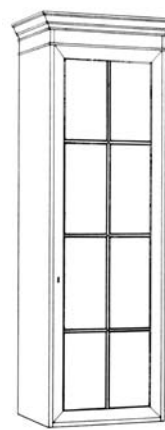


KC 6220
Two adjustable shelves;
stationary lower shelf.



KC 6221-R
Wood doors hinged at right; two
adjustable shelves in cupboard.

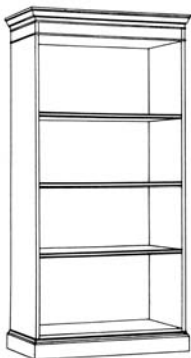
KC 6221-L
Door hinged at left.



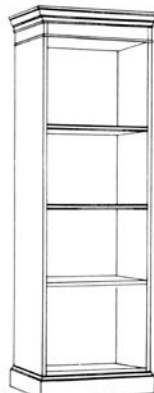
KC 6222-R
Full length and mullioned glass
door hinged at right; stationary
center shelf; two adjustable
shelves in cupboard.

KC 6222-L
Door hinged at left.

Free-Standing Bookcases



KC 5305
Bookcase, two adjustable shelves,
stationary lower shelf.
H 62 3/4 W 32 1/2 D 14 3/4



KC 5304
Bookcase, two adjustable shelves,
stationary lower shelf.
H 62 3/4 W 22 1/2 D 14 3/4

WALL UNIT SERIES

Lower Section Components and Hardware (preceding page)

The illustrations show standard configurations and options for the KC 6200 lower section components. To determine final length of various combinations add together case widths (30" or 20") and add 1 5/8" for top overhangs.

Features:

- All units constructed of select mahogany and mahogany veneers
- Olive Burl veneer available on door and drawer fronts
- All hardware is solid brass
- Locks as indicated are standard cabinet type; cylinder locks are available as options.
- Central locking device on multiple units are available
- Deep file drawers are fitted for and include Pendaflex rod systems for standard or legal files
- All units come standard with plinth base
- Cost of multiple units equals sum of individual units. Multiples shipped in one piece up to 3 units wide.

Upper Section Components and Bookcases (this page)

The illustrations show standard configurations and options for the KC 6200 upper section components. To determine final length of various combinations add together case widths (30" or 20") and add 2 1/2" for cornice overhangs.

Features:

- All units constructed of select mahogany veneers
- All mullioned glass doors are individually set and hand puttied
- Interior lighting is available
- Antique paint finishes are available for interiors
- All double doors are equipped with solid brass bolts and cabinet locks
- All hardware is solid brass
- Short door units come with two adjustable shelves
- Full door units have one stationary and two adjustable shelves
- Cost of multiple units equal sum of individual units
- Multiple units are shipped in one piece (always separate of lower sections) up to 3 units wide



WALL UNIT SERIES

The illustration shows how single units are combined to create a wall unit. Many other combinations are possible. All available components are listed.

