

30" Components Single Unit Dimensions • H 30 W 31 5/8 D 19 1/2



KC 8130
Open unit with top drawer; one adjustable shelf. Mahogany and crotch mahogany veneer; ogee bracket base. Solid brass hardware.




KC 8131
Four drawers. Mahogany and crotch mahogany veneer; ogee bracket base; walnut herringbone inlay around drawers. Solid brass hardware.




KC 8132
Two drawers at top, one file drawer at bottom. Mahogany and crotch mahogany veneer; ogee bracket base; walnut herringbone inlay around drawers. Solid brass hardware.



KC 8133
Two file drawers, Mahogany and crotch mahogany veneer; ogee bracket base; walnut herringbone inlay around drawers. Solid brass hardware.



KC 8134-R
Single door unit with top drawer; one adjustable shelf inside. Hinges right. Mahogany and crotch mahogany veneer; ogee bracket base; walnut herringbone inlay around door. Solid brass hardware. KC 8134-L hinges left.



KC 8135
Double door unit with top drawer; one adjustable shelf inside. Mahogany and crotch mahogany veneer; ogee bracket base; walnut herringbone inlay around doors. Solid brass hardware.

20" Components Single Unit Dimensions

H 30 W 21 5/8 D 19 1/2



KC 8120
Open unit with top drawer; one adjustable shelf. Mahogany and crotch mahogany veneer; ogee bracket base. Solid brass hardware.




KC 8121
Four drawers, Mahogany and crotch mahogany veneer; ogee bracket base; walnut herringbone inlay around drawers. Solid brass hardware.



KC 8122
Two drawers at top, one file drawer; mahogany and crotch mahogany veneer; ogee bracket base; walnut herringbone inlay around drawers. Solid brass hardware.



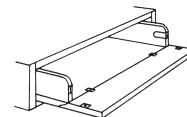
KC 8123
Two file drawers, cylinder lock in bottom drawer locks both drawers. Mahogany and crotch mahogany veneer; ogee bracket base; walnut herringbone inlay around drawers. Solid brass hardware.



KC 8124
One door unit with top drawer; one adjustable shelf inside. Hinge right or left (please specify). Mahogany and crotch mahogany veneer; ogee bracket base; walnut herringbone inlay around door. Solid brass hardware.



KC 8141 Drawer



KC 8142
Drop front drawer



KC 8143 Keyboard Tray



Standard "A" hardware



Standard Plinth Base



Standard hardware




30" Components Single Unit Dimensions • H 30 W 31 5/8 D 19 1/2



KC 6230
Two adjustable shelves;
stationary bottom shelf.

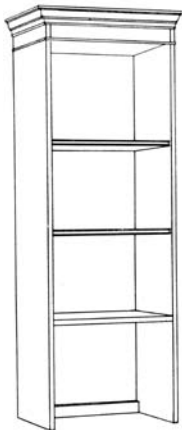


KC 6231
Wood doors, two adjustable
shelves in cupboard.

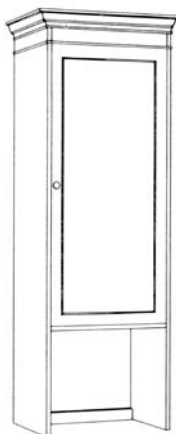


KC 6232
Full length and mullioned
glass doors; stationary center
shelf; two adjustable shelves in
cupboard.

20" Components Single Unit Dimensions • H 59 1/2 W 22 1/2 D 14 3/4

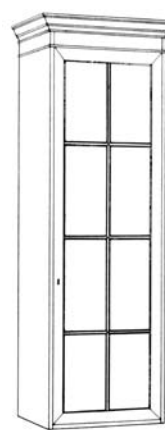


KC 6220
Two adjustable shelves;
stationary lower shelf.



KC 6221-R
Wood doors hinged at right; two
adjustable shelves in cupboard.

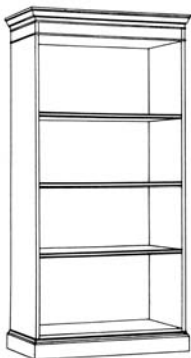
KC 6221-L
Door hinged at left.



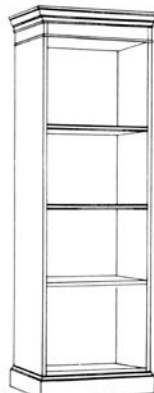
KC 6222-R
Full length and mullioned glass
door hinged at right; stationary
center shelf; two adjustable
shelves in cupboard.

KC 6222-L
Door hinged at left.

Free-Standing Bookcases



KC 5305
Bookcase, two adjustable shelves,
stationary lower shelf.
H 62 3/4 W 32 1/2 D 14 3/4



KC 5304
Bookcase, two adjustable shelves,
stationary lower shelf.
H 62 3/4 W 22 1/2 D 14 3/4

WALL UNIT SERIES

Lower Section Components and Hardware (preceding page)

The illustrations show standard configurations and options for the KC 6200 lower section components. To determine final length of various combinations add together case widths (30" or 20") and add 1 5/8" for top overhangs.

Features:

- All units constructed of select mahogany and mahogany veneers
- Olive Burl veneer available on door and drawer fronts
- All hardware is solid brass
- Locks as indicated are standard cabinet type; cylinder locks are available as options.
- Central locking device on multiple units are available
- Deep file drawers are fitted for and include Pendaflex rod systems for standard or legal files
- All units come standard with plinth base
- Cost of multiple units equals sum of individual units. Multiples shipped in one piece up to 3 units wide.

Upper Section Components and Bookcases (this page)

The illustrations show standard configurations and options for the KC 6200 upper section components. To determine final length of various combinations add together case widths (30" or 20") and add 2 1/2" for cornice overhangs.

Features:

- All units constructed of select mahogany veneers
- All mullioned glass doors are individually set and hand puttied
- Interior lighting is available
- Antique paint finishes are available for interiors
- All double doors are equipped with solid brass bolts and cabinet locks
- All hardware is solid brass
- Short door units come with two adjustable shelves
- Full door units have one stationary and two adjustable shelves
- Cost of multiple units equal sum of individual units
- Multiple units are shipped in one piece (always separate of lower sections) up to 3 units wide



WALL UNIT SERIES

The illustration shows how single units are combined to create a wall unit. Many other combinations are possible. All available components are listed.

